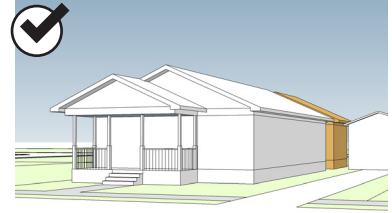
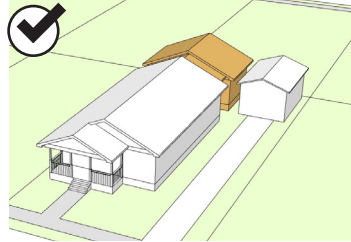
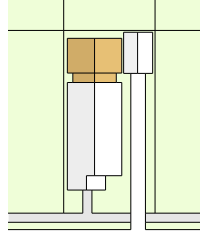


## APPROPRIATE AND INAPPROPRIATE REAR ADDITION ALTERNATIVES

These images illustrate how the guidelines for rear additions would apply to a series of design alternatives.

### 1. One-Story Addition with Hyphen and Walls Aligned with Historic Walls

- Proportionally the wall length of the addition is subordinate to the historic building
- Roof pitch matches historic building
- Maintains all corners of historic structure



### 2. Two-Story Addition Inset from Historic Walls

- Proportionally the wall length of the addition is subordinate to the historic building
- Maintains all corners of historic structure
- Addition has minimal impact on rear yard open space

